

Dalby State School

School Enrolment Management Plan

Overview



Dalby State School recognises as its prime obligation, the provision of access to an appropriate educational service for students whose principal place of residence is within the school's catchment area.

Because of enrolment capacity and growth Dalby State School may be unable to meet this obligation in the future, unless action is taken now to manage enrolments. The Principal must restrict enrolment of out-of-catchment students to ensure in-catchment students can enrol at their local state school, without requiring additional facilities.

This School Enrolment Management Plan (School EMP) sets out the conditions under which students may be enrolled into Dalby State School, subject to any other requirements or limitations in:

- the [Education \(General Provisions\) Act 2006](#) 

This School EMP is supported by:

- [Enrolment in State Primary, Secondary and Special Schools procedure](#) 
- [School Enrolment Management Plans \(School EMP\) procedure](#) 


Student Enrolment Capacity of School

Dalby State School has a maximum Student Enrolment Capacity of 551 students. The number of students entering Prep in any given year is not to exceed 100 in 4 classrooms, unless there are more than 100 students enrolling from within the catchment area.

The school's Program of Excellence's in Music is supported through the allocation of a defined number of places. Places in the Program of Excellence will only be available to out-of-catchment enrolments once the demand for in-catchment enrolment has been met and sufficient Student Enrolment Capacity has been reserved for future in-catchment growth. Currently Dalby State School has the capacity to enrol: 60 students in the Music Program of Excellence

Local Catchment Area

A school's local catchment area is the geographical area from which the school is to have its core intake of students. A catchment map defines the catchment area for Dalby State School.

This school operates under an equidistant catchment area. The school's catchment map is available to be viewed at either the school's administration building or online at <http://www.qgso.qld.gov.au/maps/edmap/> .

Enrolment Policy

Students within catchment

Any student, whose principal place of residence is within the school's catchment area/s, is (subject to the Education (General Provisions) Act 2006) entitled to enrol at the school. The school Principal will reserve places for students who move into the catchment area throughout the school year.

Parents or legal guardians who wish to enrol their child at the school will need to demonstrate that the student's principal place of residence is within the catchment area. Current proof of residency at the address indicated can be provided by way of one of each of the following:

- One primary source - a current lease agreement, or rates notice, or unconditional sale agreement, **and**
- One secondary source - a utility bill (e.g. electricity, gas) showing this same address and parent's/legal guardian's name

If the Principal is not satisfied that the documentation provided by an applicant demonstrates adequately that the address stated is the student's principal place of residence, then the Principal may request further sources of proof of residence, such as an additional utility bill (e.g. water) showing the same address.

The Principal may also request a properly sworn Statutory Declaration from the enrolling parent or legal guardian attesting that the student's principal place of residence is the place nominated in the enrolment application.

Applicants should note that a false statement / assertion about the student's principal place of residence may amount to an offence and may be reported to police. The school Principal may repeal a decision to enrol a student in such circumstances.

Other students who are entitled to enrol as if in-catchment

The following groups of students will be entitled to enrol, even though they may reside outside the school's catchment area:

- Children and young people who are subject to child protection orders that grant guardianship or custody to the Chief Executive Officer of the Department of Communities, Child Safety and Disability Services (Child Safety Services)
- Siblings of current students at the school (excluding siblings of Program of Excellence students). Where a school has both a primary and secondary campus, siblings are only entitled to enrol in the same campus as the currently enrolled student
- Students whose parent or legal guardian is employed by the school
- Students who live outside the catchment area and are verified with a disability can enrol in the school to attend the specialised disability program if it is the closest program to their home and meets their individualised needs
- Students who have been excluded from another school, dependent upon the conditions related to the exclusion, subject to agreement of the Regional Director.

Out-of-Catchment application

Applications from any other person, not meeting the criteria outlined above, is an out-of-catchment application. Enrolment of students from outside the local catchment area is restricted to ensure that the total current and forecast enrolments do not exceed the Student Enrolment Capacity. This school can only enrol out-of-catchment students:

- I. if there is sufficient spare capacity after reserving places for students who move into the catchment during the year; and
- II. after taking into account the school's projected future enrolment growth.

Out-of-catchment students applying for enrolment at this school are placed on a waiting list, assessed in order of receipt and prioritised as follows:

For schools with a Program of Excellence:

- Subject to available Student Enrolment Capacity, places will only be available to out-of-catchment enrolments if they satisfy the school's criteria for placement in that particular Program of Excellence and the defined number of places has not yet been filled by enrolments from within the catchment. Sufficient Student Enrolment Capacity must be reserved for future in-catchment growth. (Please note: The enrolment criteria for the Program of Excellence is available from the school).

All other enrolment applications.

Fees

Under the Department's [State Education Fees procedure](#), a principal of a state school with an approved School EMP is able to charge a fee for recouping costs of enrolment processing (subject to consultation with the Parents and Citizens' Association) where:

- the enrolment management plan permits the enrolment of a student living outside the catchment area based on cultural, sporting or academic merit, and
- the significant number of prospective students living outside the catchment area and applying to enrol results in abnormal administrative costs to the school, for example, enrolment examination supervision and marking.

Acceptance and Assessment Process

Out of catchment enrolment applications will be recorded in order of receipt, by date and time. These applications will remain current only for the school year in which they are applying to enrol.

Decisions on Enrolment

The Principal is responsible for all decisions on enrolments.

Where a Principal forms a preliminary view that an application will not succeed, applicants will be notified in writing. Applicants may respond to the Principal's preliminary view by making a submission to the Principal, no later than seven school days after receiving the preliminary view letter.

If no submission is received, the Principal's preliminary view will be treated as the final decision and no further notice will be provided.

If a submission is received, the Principal will consider the submission and make a final decision. A final decision notice will be provided to the applicant as soon as is practicable. There is no internal review of the Principal's decision.

Gazettal Date

The School Enrolment Management Plan of Dalby State School was gazetted on 5 February 2016. The School EMP is internally reviewed each year, and if required, updated to reflect any changes to Student Enrolment Capacity and/or Programs of Excellence.

This page was last reviewed on 09 Feb 2016 at 12:31PM